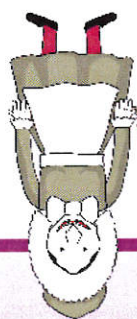


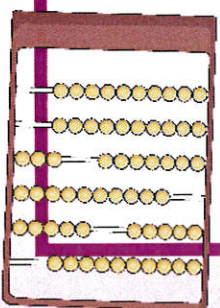


# The Victorians Class 2



<p><b><u>Literacy</u></b></p> <p>We will be looking at:</p> <p>Writing and improving sentences.  Improving handwriting.  Answering comprehension questions.  RML phonics.  Writing our own versions of traditional stories.  Writing instructions.  Writing reports.</p> <p>We will continue to read every day in class and will be learning how to write book reviews.</p>	<p><b><u>Science</u></b></p> <p>Animals including humans.</p> <p>Our bodies  Life cycle of a frog and a butterfly  Basic needs of animals and humans  Looking at food groups and what makes a balanced diet.  Looking at basic hygiene  Looking at ways of keeping fit.  We will look at investigating ideas and ways of recording our results.</p>	<p><b><u>Numeracy</u></b></p> <p>Children will study :  place value up to Hundreds, Tens and Units.  They will learn written strategies for subtraction and addition.  Children will work to develop their mental strategies for all areas of numeracy.  Completing number patterns and spotting missing numbers in sequences.  Children will begin by counting in 2's, 5's and 10's and relating these to the times tables.</p>
<p><b><u>Geography/History</u></b></p> <p><b>The Victorians.</b>  Who were the Victorians?  What was it like to be a child in Victorian times?  What were Victorian toys like?  What were Victorian schools like?  Who was Queen Victoria?  Who was Florence Nightingale? What did she do?  How has she changed out lives today?</p>	<p><b><u>ICT</u></b></p> <p>Using the internet to research the Victorians.  Using the computer to draw pictures of Queen Victoria.  Developing the use of the tools within a paint program.  Continue to practise logging on, saving and printing work.</p>	<p><b><u>D&amp;T/Art</u></b></p> <p>Creating pictures of Victorian children.  Portraits of Queen Victoria.  Draw/paint Victorian toys.  Cross stitching.  Drawing in the style of William Morris.  Print work—symmetry.  Cooking—making biscuits, cakes and sweets.  Making peg dolls.</p>
<p><b><u>PE—Dance.</u></b></p> <p>Children will explore, remember, repeat and link a range of actions with coordination, control.</p> <p>They will compose and perform short dances.</p> <p>They will learn how to improve their work.</p>	<p><b><u>Music</u></b></p> <p>Learning songs linked to the Victorians.  Singing practise each week.  Using instruments to suit different moods of music.</p>	<p><b><u>RE</u></b></p> <p>This term we will be looking at Christianity.</p>